

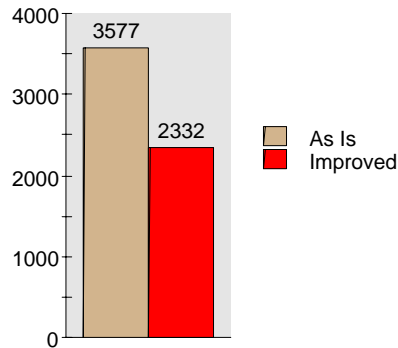
## IMPROVEMENT ANALYSIS REPORT

Date:	October 31, 2005	Rating No.:	xxx
Building Name:		Rating Org.:	Building Energy Solutions, Inc
Owner's Name:		Phone No.:	(505) 269-2969
Property	1234 Your Street	Rater's Name:	Larry Gorman
Address:	Albuquerque, NM 87110	Rater's No.:	123
Builder's Name:			
Weather Site:	Albuquerque, NM	Rating Type:	As Is
File Name:	Sample for Improvement Analysis.blg	Rating Date:	October 31, 2005

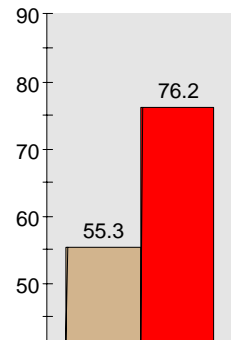
**Energy Costs (\$/yr)**

End-Use	As Is	With All Improvements	Savings
Heating	2596	1377	1219
Cooling	83	61	21
Hot Water	314	314	0
Lights and Appliances	445	441	5
Photovoltaics	0	0	0
Service Charge	143	143	0
<b>TOTAL</b>	<b>3580</b>	<b>2335</b>	<b>1244</b>

**Total Costs (\$/yr)**



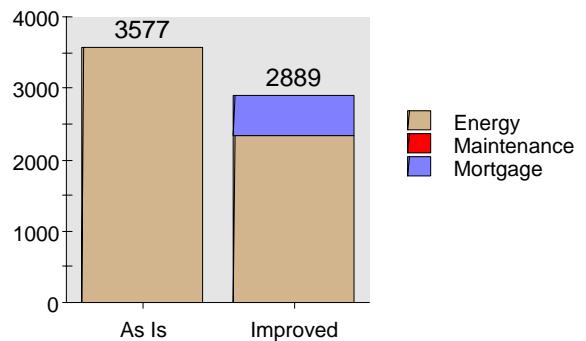
**HERS Score**



### Information For Lenders and Appraisers

Installed Cost of Improvements (\$)	8094
Cost Weighted Life of Measure (Years)	30
Mortgage Term (Years)	30
Discount/Mortgage Rate (%)	5.500
Present Value Factor	14.5
Expected Annual Energy Savings (\$)	1244
Expected Annual Maintenance Costs (\$)	0
Expected Annual Savings (\$)	1244
Increased Annual Mortgage Costs (\$)	557
Present Value of Savings (\$)	18085
Expected Annual Cash Flow (\$)	687

**Cost Comparison (\$/yr)**



## IMPROVEMENT ANALYSIS REPORT

### Recommended Improvements

Component	Life	Cost	Yr Savings	SIR	PV	SP	Score
<b>1. Equip 1: HEAT:</b>	30	2434	673	4.0	7350	3.62	68.0
Existing: Furnace, 80k,60AFUE							
Proposed: Furnace, 80k/80AFUE							
Measure: Carrier Mod. 58DLA090-14 from All Seasons (AFUE 80)							
<b>2. Frame Flr 1:</b>	30	701	119	2.5	1026	5.90	69.8
Existing: Uninsulated 2X6@16							
Proposed: R-19 Batt							
Measure: add batts to existing crawl space							
<b>3. Ceiling 1: Attic</b>	30	539	90	2.4	764	6.01	71.1
Existing: R-17 blown attic							
Proposed: R-38, Attic							
Measure: add blown insulation							
<b>4. Window 2: North</b>	30	676	57	1.2	154	11.84	71.9
Existing: Single - Metal							
Proposed: DbL/LoE/Arg - Vinyl							
Measure:							
<b>5. Window 3: West</b>	30	1924	156	1.2	344	12.33	74.1
Existing: Single - Metal							
Proposed: DbL/LoE/Arg - Vinyl							
Measure:							
<b>6. Window 4: West</b>	30	1040	86	1.2	208	12.11	75.3
Existing: Single - Metal							
Proposed: DbL/LoE/Arg - Vinyl							
Measure:							
<b>7. Window 1: East</b>	30	780	64	1.2	145	12.25	76.2
Existing: Single - Metal							
Proposed: DbL/LoE/Arg - Vinyl							
Measure:							

### Criteria

Ranking Criteria: SIR	Maximum \$ Limit: No Limit
Cutoff: 0	Measures: Interactive

The home's energy efficiency is rated on a zero to 100 scale using the national uniform rating method as defined in the NASEO "National Home Energy Rating Technical Guidelines," September 19, 1999. A zero rating represents the least energy efficient home possible, while a 100 rating represents the most energy efficient home possible. The rating considers heating, cooling, and hot water. The rating should be used only for comparison, since it assumes average climate and thermostat settings, quantities of hot water, and internal loads for a typical household. Energy costs are based on local energy prices at the time of rating. If energy efficiency improvements are made to the home, or energy prices change significantly, the rating and annual energy costs may change. Although every effort has been made to provide accurate information, this rating does not constitute a warranty, expressed or implied, about the energy efficiency or operating costs of the house. Estimated savings are calculated assuming that the improvements are implemented in the order listed, and in accordance with all local codes and standards. The cost estimates for improvements are established by the local HERS provider.